



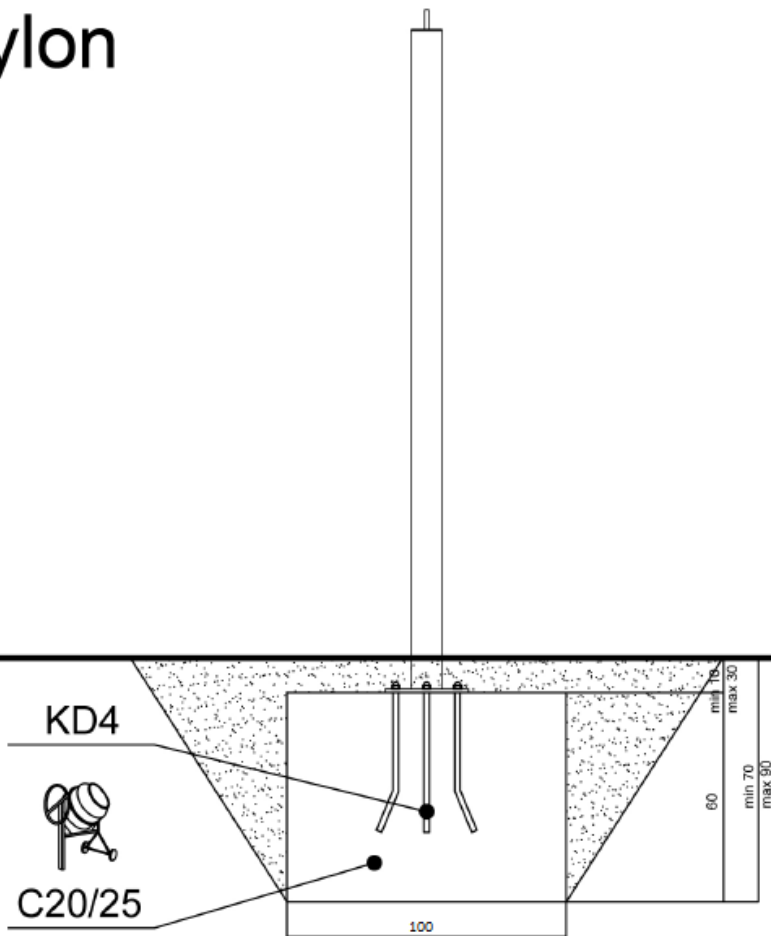
# Seria FIT KIDS

Plan fundamentowania

**HUSE**

Footing plan

## Pylon



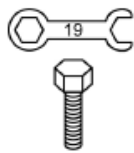
KD4



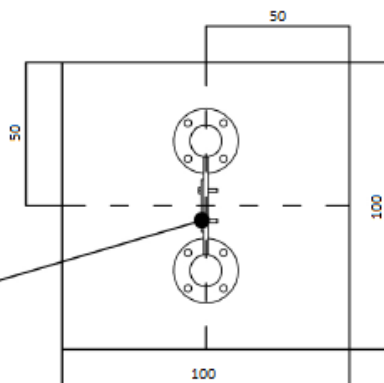
C20/25

100

min 70  
max 90



M12



50

50

100

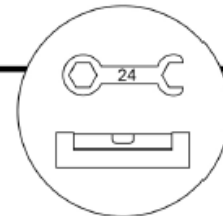
100



4xM16



4xM16



min.48h



15 min

**Dotyczy urządzeń:**

Applies to devices:

TEL012-2K TEL009-2K TEL014-4K TEL025-4K TEL025-4aK